


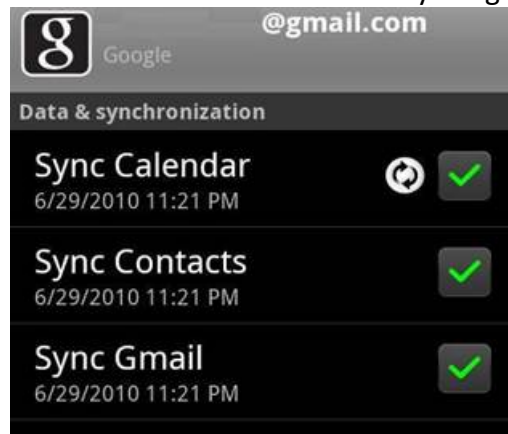
Milestone X Update

You must complete one of two options below before updating:

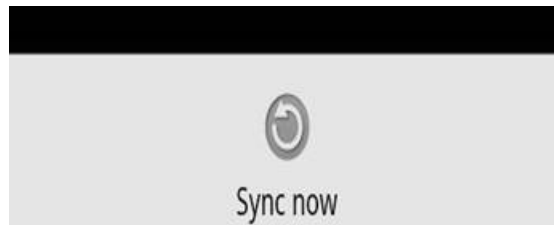
1. Sync all of their contacts with Gmail

To adjust synchronization of Google account(s):

1. Open the **Applications** tray
2. Select **My Accounts**
3. Tap on the Google account  you wish to adjust
4. You will be able to check or uncheck the syncing of Gmail, Calendar, and



Contacts



5. Press Menu hard key,  Tap on Sync Now to sync all checked Google applications.

2. Export all of their contacts to the SD card

To export contacts to an SD card:

1. SDCard must be inserted and "mounted".
2. From the home screen, touch **Contacts**
3. Touch the **Menu Key**, press **More**
4. Touch **Import/Export**
5. Touch **Export to SD card**
6. Handset will confirm VCF filename. Contacts will be located in the root directory on your sdcard as a .vcf file.

The information above can be found on a link that is within the Release Notes that you agree to before updating:

Key Consideration

Users should back up their contacts to their SD card before installing this upgrade. The upgrade may erase contacts that are not backed up. Please see the following FAQ for instructions on how to back up and restore contacts: <http://moto.ly/cb>